

The IOWA Test of Basic Skills and The Cognitive Abilities Test

ITBS

The Iowa Test of Basic Skills, published by Riverside, is an assessment that measures students' achievement in grades 2-8 in Mathematics, Reading, and Language. Information from these test results is used to assist in individual student planning and the development and implementation of instructional improvement plans, as well as curriculum development.

CogAT

In grades 1, 2, 4, and 7, the Test of Cognitive Abilities is administered as a companion piece to the Iowa Test of Basic Skills. The CogAT is an aptitude test and measures a student's school ability. Information from this test assists with individual student planning.

2008 ITBS Recommendations

MAJOR STEPS TAKEN

- **Administered the ITBS to grades 2 through 8 and the CogAT to grades 1, 2, 4, and 7 for the fourth consecutive year.**
- **Examined the usefulness of administering the test to 8th grade students. Subtest scores between 7th and 8th grade continued a pattern of minimal variability, and the demands of the PSSA testing in 8th grade increased. Meetings were held to discuss the impact of reducing the testing schedule for grades 2 through 7. After careful consideration, it was recommended that 2010 be the final year of 8th grade ITBS testing.**
- **Continued the longitudinal analysis of the ITBS for the fourth year, including a comparison of District results to the national norm group, as well as a comparison of student performance based on gender.**

2008 ITBS Recommendations

MAJOR STEPS TAKEN

- **Continued to generate District, building, and individual reports for the ITBS. Results were available to District personnel in a timely manner. In addition, custom reports were created in a cost effective manner.**
- **Continued to focus on the identified areas for improvement. Results from 2009 demonstrated an increase of 1-3 national percentile points in all areas identified.**



ITBS Mean National Percentile Scores Grades 2 – 8

CogAT Mean Standard Age Scores Grades 2, 4, and 7

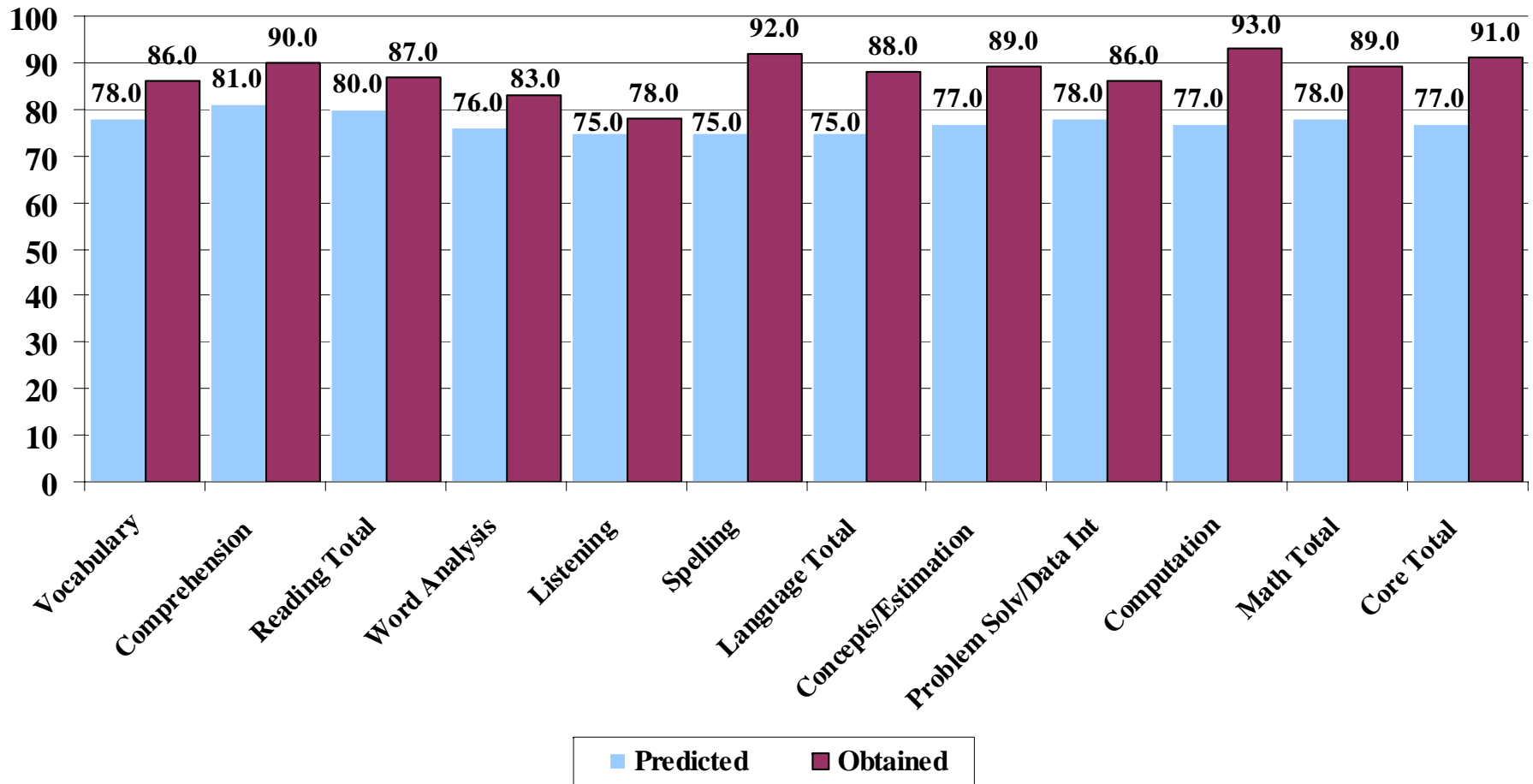
Grade		2	3	4	5	6	7	8
Reading	Vocabulary	86	82	85	85	80	80	83
	Comprehension	90	82	82	85	80	84	81
	Total	87	83	84	86	81	83	83
Language	Spelling	92	86	87	88	80	82	81
	Capitalization		91	86	88	81	81	80
	Punctuation		89	86	89	82	83	81
	Usage & Expression		89	86	86	83	83	83
	Total	88	91	90	91	85	86	85
Math	Concepts	89	88	88	89	85	86	87
	Problems	86	89	88	89	77	80	81
	Computation	93	89	81	85	82	76	72
	Total	89	90	88	90	84	83	83
Word Analysis		83	84					
Listening		78	81					
Core Total		91	91	90	92	85	86	86
CogAT SAS		116		118			118	

District Summaries by Subtests ITBS

Predicted vs. Obtained Mean National Percentiles Based on a Mean CogAT

SAS of 116

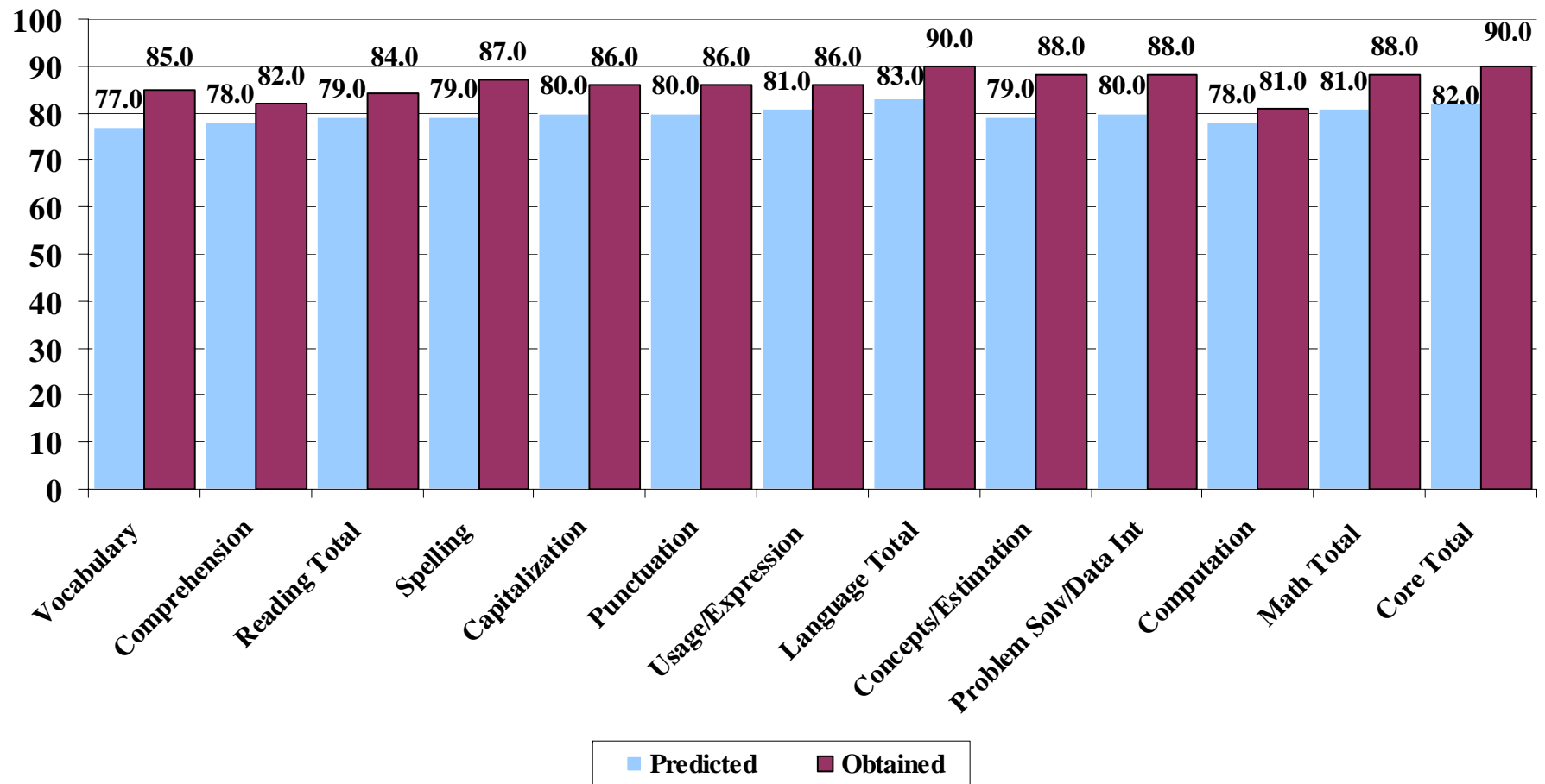
Grade 2 – 2008/2009



District Summaries by Subtests ITBS

Predicted vs. Obtained Mean National Percentiles Based on a Mean CogAT SAS of 118

Grade 4 – 2008/2009

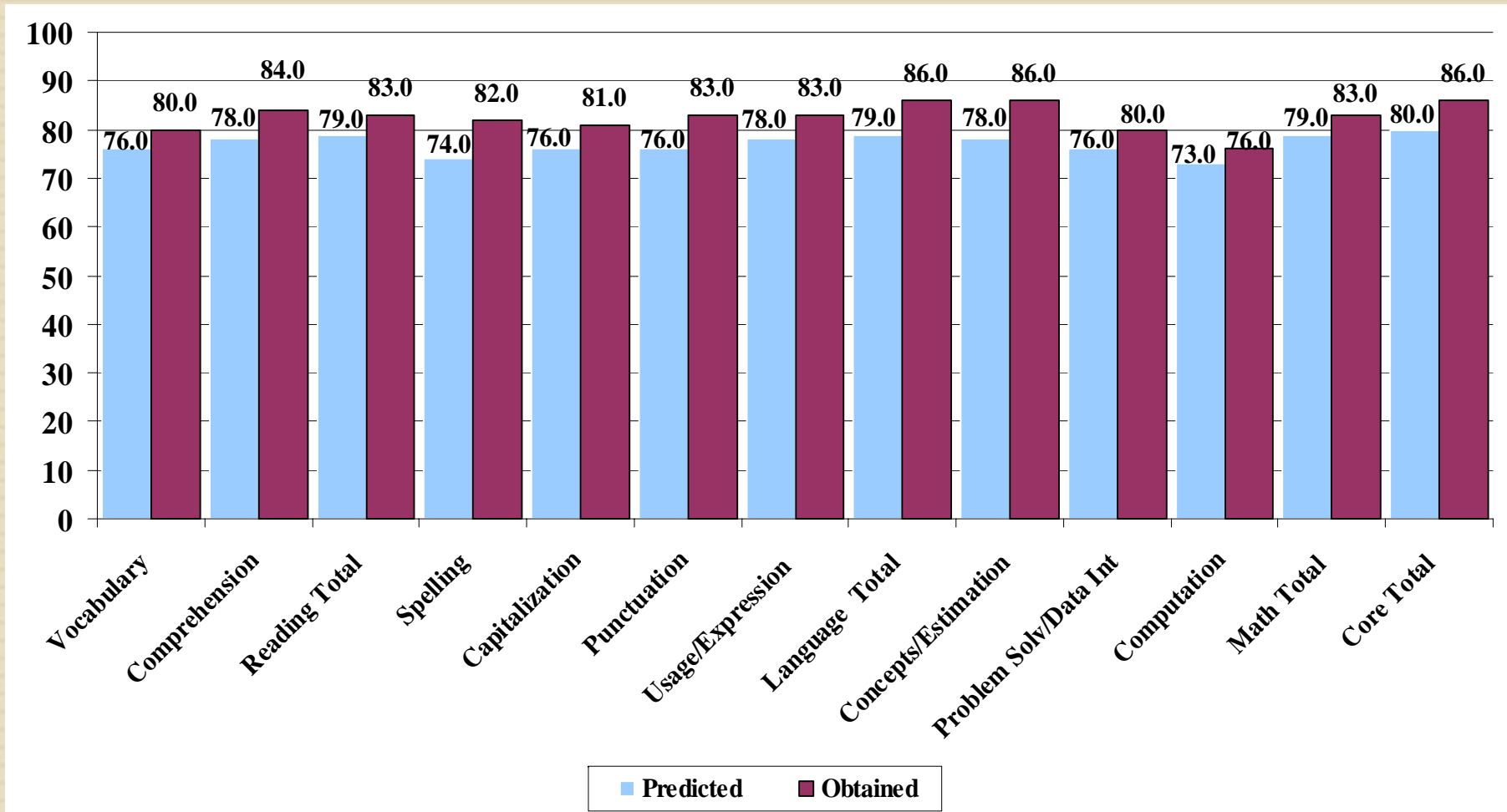


District Summaries by Subtests ITBS

Predicted vs. Obtained Mean National Percentiles Based on a Mean CogAT

SAS of 118

Grade 7 – 2008/2009



2009 ITBS Recommendations

- **Administer the ITBS to grades 2 - 8 and the CogAT to grade 1 and grades 2, 4, and 7. ITBS administration to 8th graders should discontinue after the 2010 school year.**
- **Continue the longitudinal analysis of the ITBS.**
- **Continue to generate District, building, and individual reports, as this method provides a timely, cost effective way to communicate the results.**
- **Focus areas for the 2009/2010 school year are as follows:**
 - **Computation – Grade Seven (This is the only subtest that emphasizes both speed and accuracy.)**
 - **Listening – Grade Two**
 - **Mathematics Problem Solving – Grade Six**